

Linux Base

VirtualBox

Installazione Ubuntu 12.04 LTS

Shell

Oracle VM VirtualBox Manager

File Machine Help

New Settings Start Discard

Details Snapshots

Ubuntu PCM
Powered Off

General
Name: Ubuntu PCM
Operating System: Ubuntu (32 bit)

System
Base Memory: 1024 MB
Boot Order: Floppy, CD/DVD, Hard Disk
Acceleration: VT-x/AMD-V, Nested Paging, PAE/NX

Display
Video Memory: 12 MB
Remote Desktop Server: Disabled
Video Capture: Disabled

Storage
Controller: IDE
IDE Secondary Master: [CD/DVD] ubuntu-12.04.1-desktop-i386.iso (695.29 MB)
Controller: SATA
SATA Port 0: Ubuntu PCM.vdi (Normal, 8.00 GB)


Audio
Host Driver: Windows DirectSound
Controller: ICH AC97

Preview
Ubuntu PCM


Install

Welcome

- Asturianu
- Bahasa Indonesia
- Bosanski
- Català
- Čeština
- Dansk
- Deutsch
- Eesti
- English**
- Español
- Esperanto
- Euskara
- Français
- Gaeilge
- Galego
- Hrvatski
- Íslenska
- Italiano



Try Ubuntu



Install Ubuntu

You can try Ubuntu without making any changes to your computer, directly from this CD.

Or if you're ready, you can install Ubuntu alongside (or instead of) your current operating system. This shouldn't take too long.

You may wish to read the [release notes](#).

Install

Preparing to install Ubuntu

For best results, please ensure that this computer:


- has at least 4.4 GB available drive space
- is connected to the Internet
- Download updates while installing

Ubuntu uses third-party software to display Flash, MP3 and other media, and to work with some wireless hardware. Some of this software is closed-source. The software is subject to the license terms included with the software's documentation.

- Install this third-party software

Fluendo MP3 plugin includes MPEG Layer-3 audio decoding technology licensed from Fraunhofer IIS and Technicolor S.A.



Quit Back Continue





Install

Installation type

This computer currently has no detected operating systems. What would you like to do?

-  **Erase disk and install Ubuntu**
Warning: This will delete any files on the disk.
-  **Something else**
You can create or resize partitions yourself, or choose multiple partitions for Ubuntu.




Install


Erase disk and install Ubuntu

Select drive:

The entire disk will be used:



Ubuntu
/dev/sda (ext4)
8.6 GB



Install


Where are you?



Rome

Back Continue

▶ Copying files...



Install

Keyboard layout

Choose your keyboard layout:

- Icelandic
- Indian
- Iraqi
- Irish
- Italian**
- Japanese
- Japanese (PC-98xx Series)
- Kazakh
- Khmer (Cambodia)

- Italian**
- Italian - Georgian (Italy)
- Italian - Italian (Macintosh)
- Italian - Italian (US keyboard with Italian letters)
- Italian - Italian (eliminate dead keys)

Type here to test your keyboard

Detect Keyboard Layout

Back Continue

▶ Copying files...

Install

Who are you?

Your name: ✓

Your computer's name: ✓

The name it uses when it talks to other computers.

Pick a username: ✓


Choose a password: **Short password**

Confirm your password: ✓

Log in automatically

Require my password to log in

Encrypt my home folder



Back

Continue


▶ Copying files...



▶ Copying files...




▶ Retrieving file 16 of 45 (4s remaining)



▶ Installing system



Installation Complete

 Installation is complete. You need to restart the computer in order to use the new installation.

[Restart Now](#)



Risorse Online

- <http://www.ubuntu.com/>
- <http://www.ubuntu-it.org/>
- <https://help.ubuntu.com/>
- <http://ubuntuguide.org/>
- <http://ubuntuforums.org/>
- <http://askubuntu.com/>



Command-Line Interface

- **Control+Alt+F1**
- Username e password
- Benvenuti!
- “Graphical interfaces are for n00bs” (popolare)
- **Alt+F7** per tornare alla shell grafica

```
Ubuntu 12.04.5 LTS VirtualBob tty1
```

```
VirtualBob login: giovanni
```

```
Password:
```

```
Last login: Mon Aug 25 10:45:29 CEST 2014 on tty1
```

```
Welcome to Ubuntu 12.04.5 LTS (GNU/Linux 3.2.0-67-generic-pae i686)
```

```
* Documentation: https://help.ubuntu.com/
```

```
giovanni@VirtualBob:~$ echo 'GUIs are for n00bs!'
```

```
GUIs are for n00bs!
```

```
giovanni@VirtualBob:~$ _
```


Editor per terminale

- Gusto personale (guerra di religione)
- **nano**
 - semplice, piccolo, quasi user-friendly
- **vi (vim, vim.tiny)**
 - potente, veloce, disorientante ed anti-intuitivo
- **emacs (zile)**
 - potente, programmabile, molto pesante, occorre memorizzare strane sequenze di tasti

Editor per terminale

Ottimo per iniziare

- Gusto personale (guerra di religione)
- **nano**
 - semplice, piccolo, quasi user-friendly
- **vi** (vim, vi, vimtutor)
 - potente, ma disorientante ed anti-intuitivo
- **emacs** (zile)
 - potente, programmabile, molto pesante, occorre memorizzare molte strane sequenze di tasti

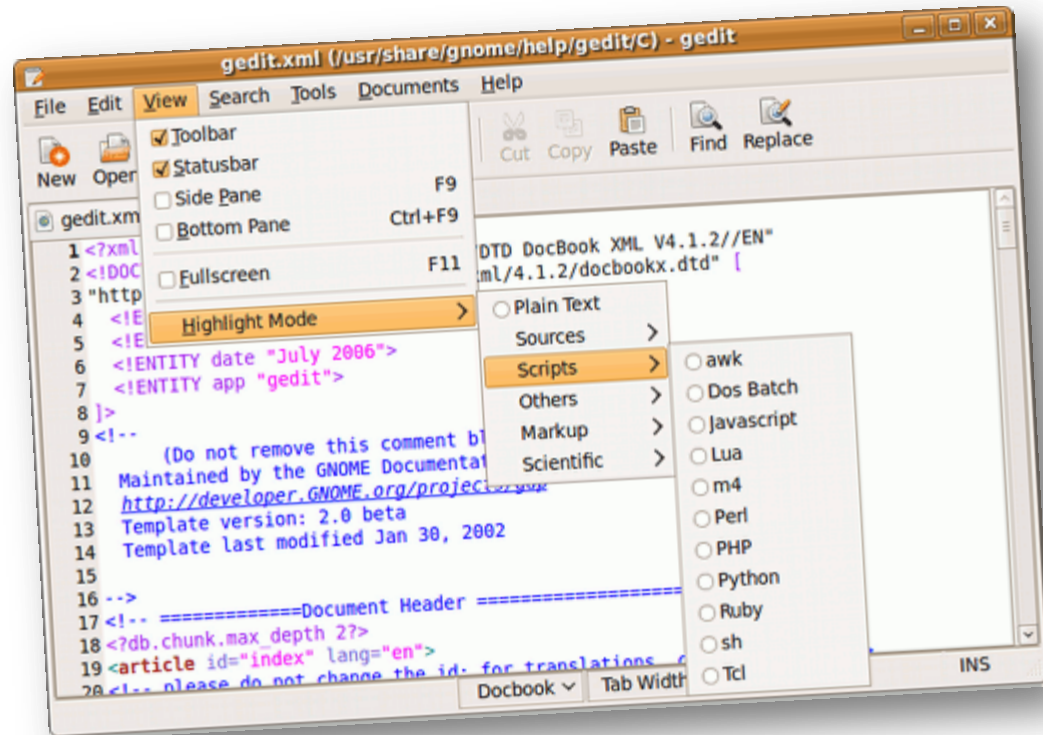
Bartolomeo

Fulvio

Giovanni

Editor per GNOME

- gedit
- nedit
- emacs
- ...



These slides are licensed under a **Creative Commons**

**Attribution
Non Commercial
Share Alike
4.0 International**

To view a copy of this license, visit

<http://creativecommons.org/licenses/by-nc-sa/4.0/>

Versione in Italiano:

<https://creativecommons.org/licenses/by-nc-sa/4.0/deed.it>

