



# Recap: exam

- Group project
  - 2-3 people
- Documents and source code of the project
  - to be delivered few days before the exam (deadlines will be announced)
- Two parts:
  - project presentation (in group, 15 min)
  - individual discussions, one for module
- For this module, the project must satisfy some specifications
  - see the course website, “Modulo A” section
- More details on the course website, “Esame” section

# During the course...




- Design and implement a Social Network
  - design an entire Social Network (module B)
  - implement a prototype of it
  - in group
- Load on GitHub
  - source code in the group repository (private)
  - other materials (module B) in an associated website
  - freeze everything few days before the exam
- Come in class (!)

# Topics

- Web technologies and architectures
  - Social Networks
  - “Traditional” Web architectures
  - Well-know patterns and conventions
- Server-side programming
  - Rapid prototyping with Ruby on Rails
- Client-side programming
  - HTML5, CSS3, JavaScript, etc.
- Support in implementing your projects

# License



- This work is licensed under the Creative Commons “Attribution-NonCommercial-ShareAlike Unported (CC BY-NC-SA 3,0)” License.
- You are free:
  - **to Share** - to copy, distribute and transmit the work
  - **to Remix** - to adapt the work
- Under the following conditions:
  - **Attribution** - You must attribute the work in the manner specified by the author or licensor (but not in any way that suggests that they endorse you or your use of the work). 
  - **Noncommercial** - You may not use this work for commercial purposes. 
  - **Share Alike** - If you alter, transform, or build upon this work, you may distribute the resulting work only under the same or similar license to this one. 
- To view a copy of this license, visit <http://creativecommons.org/licenses/by-nc-sa/3.0/>