

Python

BASICS

Introduction to Python programming, basic concepts: formatting, naming conventions, variables, etc.



POLITECNICO
DI TORINO



```
#include <stdio.h>

int main()
{
    printf("Hello, world!");
    return 0;
}
```

```
print("Hello, world!")
```

inline comment



```
# this will print "Hello, world!"  
print("Hello, world!")
```

Keywords

- and
- del
- from
- not
- while
- as
- elif
- global
- or
- with
- assert
- else
- if
- pass
- yield
- break
- except
- import
- class
- exec
- in
- raise
- continue
- finally
- is
- return
- def
- for
- lambda
- try

Variables

this is a string



```
language_name = "Python"
```



naming convention: joined_lower

Variables

```
language_name = "Python"  
version = '3.6.0'  
introduced = 1991  
is_awesome = True
```

Type Inference

→ `play_with_types.py`

```
language_name = "Python" # string
version = '3.6.0'      # another string
introduced = 1991     # integer
is_awesome = True     # boolean
```

actual type can be checked with `type()`



String

```
some_string = "I'm a string"
```

```
another_string = 'I'm a string, too'
```

String

```
some_string = "I'm a string"
```

```
another_string = 'I'm a string, too'  
# SyntaxError: invalid syntax
```

String

```
another_string = 'I am a string, too'
```

```
another_strig = 'I\'m a string, too'
```

escape sequence



String

```
long_string = """I am a long string.  
I span over two lines."""
```

```
long_string = '''I am another long  
string.
```

```
I span over three lines.
```

```
I am composed by three sentences.'''
```

If Statement

```
people = 20  
cats = 30
```

```
if people < cats:
```

```
     print("Too many cats! We are doomed!")  
    4 spaces
```

```
if people > cats:
```

```
     print("Not many cats! We are safe!")  
    4 spaces
```

If Statement

```
people = 20
```

```
cats = 30
```

```
if people < cats:
```

```
    print("Too many cats! We are doomed!")
```

```
elif people > cats:
```

```
    print("Not many cats! We are safe!")
```

```
else:
```

```
    print("We can't decide.")
```

Comparators and Booleans Operators

```
print(2 == 1)
```

```
print('string' == "string")
```

```
print(not False)
```

```
print(2==1 and True)
```

```
print(2==1 or True)
```

Comparators and Booleans Operators

```
print(2 == 1) # False
```

```
print('string' == "string") # True
```

```
print(not False) # True
```

```
print(2==1 and True) # False
```

```
print(2==1 or True) # True
```



Characters

```
for char in "hello":  
    print(char)
```

```
h  
e  
l  
l  
o
```

Characters

```
say_hello = "hello!"  
print(say_hello[1])
```

 index

e

Characters

```
say_hello = "hello!"  
print(type(say_hello[1]))
```

```
<class 'str'>
```

Combining Strings

```
language_name = "Python"  
version = '3.6.0'
```

concatenation

```
python_version = language_name + version  
# python_version is Python3.6.0
```



```
print("my " + "name") # my name
```

Combining Strings

```
language_name = "Python"
```

```
a_lot_of_python = language_name * 3
```

```
# a_lot_of_python is PythonPythonPython
```

repetition



Building Complex Strings

```
a = 3
```

```
b = 5
```

```
# 3 times 5 is 15
```

```
print(a, "times", b, "is", a*b)
```



works with `print()`, only

Building Complex Strings

```
a = 3
```

```
b = 5
```

```
# 3 times 5 is 15
```

```
result = a + " times " + b + " is " + a*b
```

Building Complex Strings

```
a = 3
```

```
b = 5
```

```
# 3 times 5 is 15
```

```
result = a + " times " + b + " is " + a*b
```

```
#TypeError: unsupported operand type(s)
```


Building Complex Strings

```
a = 3
```

```
b = 5
```

```
# 3 times 5 is 15
```

```
result = str(a) + " times " + str(b) + "  
is " + str(a*b)
```

String Interpolation

```
a = 3  
b = 5
```

```
# 3 times 5 is 15
```

```
result = "%d times %d is %d" % (a, b, a*b)
```

Specifiers

- %s, format strings
- %d, format numbers
- %r, raw representation

→ `specifiers.py`

tuple

String Interpolation

```
a = 3
```

```
b = 5
```

```
# 3 times 5 is 15
```

```
result = "{} times {} is {}".format(a, b,  
a*b)
```



new way!

String Immutability

```
# hello  
say_hello = "helko"  
  
# ops...  
say_hello[3] = "l"
```

String Immutability

```
# hello  
say_hello = "helko"  
  
# ops...  
say_hello[3] = "l"  
# TypeError
```

String Immutability

```
# hello  
say_hello = "helko"  
  
# ops...  
say_hello = "hello"
```

Other operations with strings? → Python docs

Getting Input

```
print("How old are you?")  
age = input() # age is a string  
  
print("You are " + age + " years old")
```

Getting Input

```
print("How old are you?")
age = input() # age is a string

print("You are " + age + " years old")

# I want "age" to be a number!
age = int(input())
```


Getting Input

```
age = input("How old are you? ")  
  
print("You are " + age + " years old")
```

List

```
fruits = ["apples", "oranges", "pears"]  
count = [1, 2, 3, 4, 5]  
change = [1, "pennies", 2, "dimes"]
```



a datatype to store multiple items, in sequence

Dictionary

key, immutable

value

```
legs = {"ant": 6, "snake": 0, "cow": 4}  
states = {"Italy": "IT", "Germany": "DE"}
```

a datatype to store multiple items, not in sequence

Loops

```
doctor = 1
```

```
while doctor <= 13:  
    exterminate(doctor)  
    doctor += 1
```

For Loop: Strings

```
for char in "hello":  
    print(char)
```

```
h  
e  
l  
l  
o
```

For Loop: Ranges

```
for number in range(0, 5):  
    print(number)
```

```
0  
1  
2  
3  
4
```

For Loop: Ranges

```
for number in range(0, 25, 5):  
    print(number)
```

```
0  
5  
10  
15  
20
```

For Loop: Lists

```
fruits = ["apples", "oranges", "pears"]
```

```
for fruit in fruits:  
    print("I love", fruit)
```

```
I love apples  
I love oranges  
I love pears
```


For Loop: Dictionaries

```
legs = {"ant": 6, "snake": 0, "cow": 4}
```

```
for (animal, number) in legs.items():  
    print("{} has {} legs".format(animal,  
number))
```

```
ant has 6 legs  
snake has 0 legs  
cow has 4 legs
```

Printing a List

```
to_buy = ["eggs", "milk"]  
print(to_buy)
```

```
['eggs', 'milk']
```

Printing a List

```
to_buy = ["eggs", "milk"]  
print(to_buy[0])
```



eggs

Modifying a List

```
to_buy = ["eggs", "milk"]  
print(to_buy[0])
```

```
to_buy[0] = "butter"  
print(to_buy[0])
```

```
eggs
```

```
butter
```

Modifying a List

```
to_buy = ["eggs", "milk"]  
  
# I need to buy chocolate!  
to_buy.append("chocolate")
```

```
['eggs', 'milk', 'chocolate']
```

Modifying a List

```
to_buy = ["eggs", "milk"]  
to_buy.append("chocolate")
```

```
to_buy.extend(["flour", "cheese"])
```

```
['eggs', 'milk', 'chocolate', 'flour', 'cheese']
```

Modifying a List

```
to_buy = ["eggs", "milk"]
```

```
to_buy.append("chocolate")
```

concatenation

```
to_buy = to_buy (+) ["flour", "cheese"]
```



```
['eggs', 'milk', 'chocolate', 'flour', 'cheese']
```

Modifying a List

```
to_buy = ["eggs", "milk", "chocolate",  
"flour", "cheese"]
```

slice operator

```
print(to_buy[1:3])
```



```
['milk', 'chocolate']
```


Modifying a List

```
to_buy = ["eggs", "milk", "chocolate",  
"flour", "cheese"]
```

```
# make a full copy of the list  
remember = to_buy[:]
```

 works with strings, too

Modifying a List

```
to_buy = ["eggs", "milk", "chocolate",  
"flour", "cheese"]
```

```
# I don't need cheese!
```

```
to_buy.pop()
```

```
# ... neither milk, by the way!
```

```
to_buy.pop(1)
```

Modifying a List

```
to_buy = ["eggs", "milk", "chocolate",  
"flour", "cheese"]
```

```
# I don't need cheese!  
to_buy.remove("cheese")
```

```
# ... neither milk, by the way!  
to_buy.remove("milk")
```

Modifying a List

```
to_buy = ["eggs", "milk", "chocolate",  
"flour", "cheese"]
```

```
# I want my original list back!  
del to_buy[2:6]
```

```
['eggs', 'milk']
```

Strings vs. Lists

A string is a sequence of characters...

... but a list of characters is not a string

```
language_name = "Python"  
  
# string to list  
name = list(language_name)
```

Strings vs. Lists

```
sentence = "this is AmI"
```

```
# break a string into separate words
```

```
words = sentence.split()
```

```
['this', 'is', 'AmI']
```

Copying Lists

```
fruits = ['apple', 'orange']  
favorite_fruits = fruits
```

```
# add a fruit to the original list  
fruits.append('banana')
```

```
print('The fruits now are:', fruits)  
print('My favorite fruits are', favorite_fruits)
```

```
Fruits are: ['apple', 'orange', 'banana']  
My favorite fruits are: ['apple', 'orange',  
'banana']
```



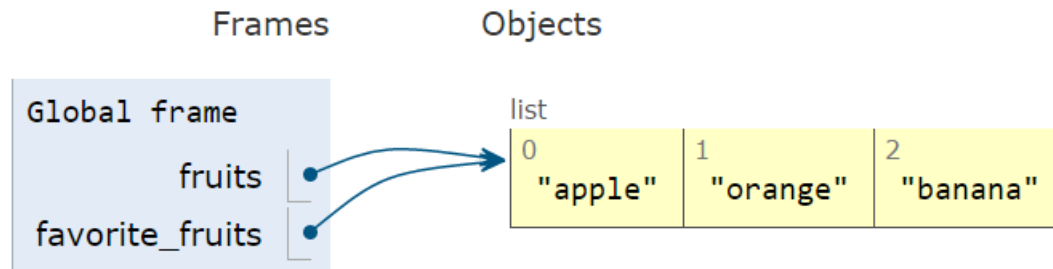
Copying Lists

```
fruits = ['apple', 'orange']  
favorite_fruits = fruits
```

```
# add a fruit to the original  
fruits.append('banana')
```

We **do not** make a copy of the entire list, but we only make a **reference** to it!

```
print('The fruits now are:', fruits)  
print('My favorite fruits are', favorite_fruits)
```



Copying Lists (For Real!)

```
# option 1: slice  
favorite_fruits = fruits[:]
```

```
#option 2: create a new list - best!  
favorite_fruits = list(fruit)
```

```
#extend an empty list  
favorite_fruits.extend(fruit)
```

Other operations with lists? → [Python docs](#)

Printing a Dictionary

```
legs = {"ant": 6, "snake": 0 }  
print(legs)
```

```
{'ant': 6, 'snake': 0}
```

Modifying a Dictionary

```
legs = {"ant": 6, "snake": 0 }  
legs["spider"] = 273
```

```
{'ant': 6, 'snake': 0, 'spider': 273}
```

Modifying a Dictionary

```
legs = {"ant": 6, "snake": 0 }  
legs["spider"] = 273 # basically, run!  
legs["spider"] = 8 # better!
```

```
{'ant': 6, 'snake': 0, 'spider': 8}
```

Modifying a Dictionary

```
legs = {"ant": 6, "snake": 0, "spider": 8}
```

```
# I don't like spiders
```

```
del legs["spider"]
```

```
# Clear all the things!
```

```
legs.clear()
```

Retrieving a Value from a Dictionary

```
legs = {"ant": 6, "snake": 0}
```

```
# get "ant"!
```

```
legs["ant"] # 6
```

```
# get "spider"
```

```
legs["spider"]
```

Retrieving a Value from a Dictionary

```
legs = {"ant": 6, "snake": 0}
```

```
# get "ant"!
```

```
legs["ant"] # 6
```

```
# get "spider"
```

```
legs["spider"]
```

```
# KeyError: spider
```

Retrieving a Value from a Dictionary

```
legs = {"ant": 6, "snake": 0}
```

```
# check if "spider" is in the dictionary  
"spider" in legs # False
```

```
# get "spider" without throwing errors  
legs.get("spider") # None
```

```
# get "spider" with a custom value  
legs.get("spider", "Not present")
```


Functions

```
def say_hello():  
    print("Hello!")
```

← definition

```
say_hello()
```

← call

Functions with Parameters

```
def say_hello_to(name):  
    print("Hello", name)  
  
say_hello_to("AmI students")
```

Default Parameter Values

```
def say_hello_to(name="AmI"):  
    print("Hello", name)
```

```
say_hello_to() # Hello AmI
```

```
say_hello_to("students") # Hello students
```

Returning Values

```
def build_greetings(name="AmI") :  
    return "Hello" + name
```

```
greeting = build_greetings()  
print(greeting) # Hello AmI
```

Returning Multiple Values

```
def build_greetings(name="AmI") :  
    return ("Hello", name)
```

```
(greeting, person) = build_greetings()  
print(greeting + " to " + person)  
# Hello to AmI
```

Documenting Functions

```
def build_greetings(name="AmI") :  
    '''Build a greeting in the format  
    Hello plus a given name'''  
    return ("Hello", name)
```

docstring



Modules

- A way to logically organize the code
- They are files consisting of Python code
 - they can define (and implement) functions, variables, etc.
 - typically, the file containing a module is called in the same way
 - e.g., the *math* module resides in a file named *math.py*

Importing a Module

```
import math # import the math module  
  
print math.pi # print 3.141592...
```

```
from math import pi # import pi, only!  
  
print pi # print 3.141592...
```

```
from math import * # import all the names  
  
print pi
```

DO NOT USE

Command Line Parameters

```
from sys import argv
```

```
script, first = argv
```

← unpacking

```
print("The script is called:", script)
```

```
print("The parameter is:", first)
```

```
> python my_script.py one
```

```
The script is called: my_script.py
```

```
The parameter is: one
```

Reading Files

```
from sys import argv
```

```
filename = argv[1] ← open the file
```

```
txt = open(filename)
```

```
print("Here's your file %r:", % filename)
```

```
print(txt.read())
```

← show the file content

Writing Files

```
from sys import argv

filename = argv[1]
# open in write mode and empty the file
target = open(filename, "w")

# write a string into the file
target.write("This is the new content")

target.close() # close the file
```

References and Links


- Python Documentation, <http://docs.python.org/3>
- The Python Tutorial, <http://docs.python.org/3/tutorial/>
- Online Python Tutor, <http://pythontutor.com>
- «*Think Python: How to think like a computer scientist*», 2nd edition, Allen Downey, Green Tea Press, Needham, Massachusetts
- «*Dive into Python 3*», Mark Pilgrim
- «*Learning Python*» (5th edition), Mark Lutz, O'Reilly

Questions?




01QZP AMBIENT INTELLIGENCE

Luigi De Russis

luigi.derussis@polito.it



License

- This work is licensed under the Creative Commons “Attribution-NonCommercial-ShareAlike Unported (CC BY-NC-SA 4.0)” License.
- You are free:
 - to **Share** - to copy, distribute and transmit the work
 - to **Remix** - to adapt the work
- Under the following conditions:
 - **Attribution** - You must attribute the work in the manner specified by the author or licensor (but not in any way that suggests that they endorse you or your use of the work). 
 - **Noncommercial** - You may not use this work for commercial purposes. 
 - **Share Alike** - If you alter, transform, or build upon this work, you may distribute the resulting work only under the same or similar license to this one. 
- To view a copy of this license, visit <https://creativecommons.org/licenses/by-nc-sa/4.0/>